

**SISTEMA ESTATAL DE EVALUACION DEL DESEMPEÑO
SEGUIMIENTO FINANCIERO DE INGRESOS Y EGRESOS, DE ORGANISMOS
Y ENTIDADES DE LA ADMINISTRACION PUBLICA ESTATAL**

TRIMESTRE: SEGUNDO DE 2014

ORGANISMO: JUNTA DE CAMINOS DEL ESTADO DE SONORA

INGRESOS :

(Pesos)

| CONCEPTO | ASIGNACION ORIGINAL ANUAL | PRESUPUESTO MODIFICADO ANUAL | TOTAL DE INGRESOS RECAUDADOS | | | | ACUMULADO | % AVANCE |
|-------------------------------|---------------------------|------------------------------|------------------------------|-------------------|-------------------|---------------------------|-------------------|---------------|
| | | | ABRIL | MAYO | JUNIO | TOTAL RECAUDADO TRIMESTRE | | |
| Saldo inicial (Caja y Bancos) | | | 5,824,737 | 9,134,549 | 14,079,723 | | | |
| ESTATALES | 121,574,572 | 121,574,572 | 14,787,025 | 6,432,550 | 8,726,126 | 29,945,701 | 44,772,218 | 36.83% |
| FEDERALES | 21,230,428 | 22,418,671 | 4,000,000 | 8,000,000 | 9,230,428 | 21,230,428 | 21,677,749 | 102.11% |
| INGRESOS PROPIOS | 250,000 | 287,768 | 142,571 | 36,497 | 27,584 | 206,652 | 287,768 | 115.11% |
| OTROS INGRESOS | 0 | 1,487,306 | 0 | 0 | 28,531 | 28,531 | 388,531 | 0.00% |
| TOTAL | 143,055,000 | 145,768,318 | 24,754,332 | 23,603,596 | 32,092,392 | 51,411,312 | 67,126,267 | 46.92% |

1.-EGRESOS: (GLOBAL)

(Pesos)

| CONCEPTO | ASIGNACION ORIGINAL ANUAL | PRESUPUESTO MODIFICADO ANUAL | TOTAL DE EGRESOS DEVENGADOS | | | | ACUMULADO | % AVANCE |
|--------------|---------------------------|------------------------------|-----------------------------|------------------|-------------------|---------------------------|-------------------|---------------|
| | | | ABRIL | MAYO | JUNIO | TOTAL DEVENGADO TRIMESTRE | | |
| CAPITULO: | | | | | | | | |
| 1000 | 84,805,000 | 84,805,000 | 7,517,278 | 6,973,089 | 7,299,628 | 21,789,995 | 44,750,264 | 52.77% |
| 2000 | 891,400 | 891,400 | 14,569 | 42,378 | 19,148 | 76,096 | 184,566 | 20.71% |
| 3000 | 17,108,600 | 17,146,368 | 155,757 | 295,619 | 181,031 | 632,407 | 1,171,049 | 6.84% |
| 4000 | | | | | | | | |
| 5000 | 250,000 | 250,000 | 0 | 6,550 | 0 | 6,550 | 6,550 | 2.62% |
| 6000 | 40,000,000 | 42,675,550 | 5,758,411 | 1,323,223 | 4,153,230 | 11,234,864 | 13,222,563 | 33.06% |
| 7000 | | | | | | | | |
| 8000 | | | | | | | | |
| 9000 | | | | | | | | |
| TOTAL | 143,055,000 | 145,768,318 | 13,446,015 | 8,640,889 | 11,653,037 | 33,738,911 | 59,334,991 | 41.48% |

| | | | | | | | | |
|--|--|--|-------------------|-------------------|-------------------|-------------------|--|--|
| Variación: Ingreso - Gasto (\$) | | | 11,308,318 | 14,962,737 | 20,439,355 | 17,671,401 | | |
|--|--|--|-------------------|-------------------|-------------------|-------------------|--|--|

**SISTEMA ESTATAL DE EVALUACION DEL DESEMPEÑO
SEGUIMIENTO FINANCIERO DE INGRESOS Y EGRESOS, DE ORGANISMOS
Y ENTIDADES DE LA ADMINISTRACION PUBLICA ESTATAL**


TRIMESTRE: SEGUNDO DE 2014


ORGANISMO: JUNTA DE CAMINOS DEL ESTADO DE SONORA

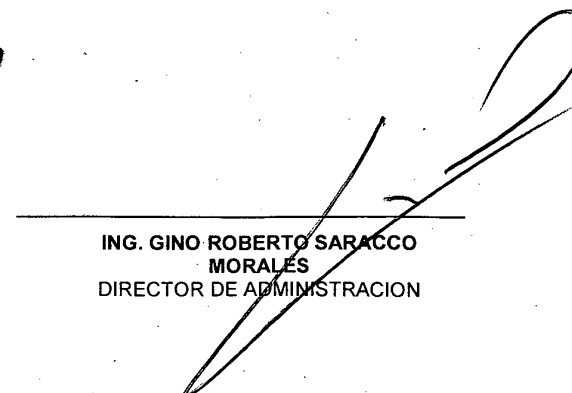
2.- EGRESOS: (EXCLUSIVAMENTE SOBRE LOS INGRESOS PROPIOS)

(Pesos)

| CONCEPTO | ASIGNACION ORIGINAL ANUAL | PRESUPUESTO MODIFICADO ANUAL | TOTAL DE EGRESOS DEVENGADOS | | | | ACUMULADO | % AVANCE |
|------------------|---------------------------|------------------------------|-----------------------------|---------------|---------------|---------------------------|----------------|---------------|
| | | | ABRIL | MAYO | JUNIO | TOTAL DEVENGADO TRIMESTRE | | |
| CAPITULO: | | | | | | | | |
| 1000 | 10,593.00 | 10,593.00 | 0 | 0 | 0 | 0 | 10,593 | 100.00% |
| 2000 | 50,000 | 50,000 | 2,091 | 0 | 1,367 | 3,458 | 3,458 | 6.92% |
| 3000 | 189,407 | 227,175 | 25,414 | 45,134 | 19,301 | 89,849 | 181,853 | 96.01% |
| 4000 | | | | | | | | |
| 5000 | | | | | | | | |
| 6000 | | | | | | | | |
| 7000 | | | | | | | | |
| 8000 | | | | | | | | |
| 9000 | | | | | | | | |
| TOTAL | 250,000 | 287,768 | 27,506 | 45,134 | 20,668 | 93,308 | 195,905 | 78.36% |


ENRIQUE PESQUEIRA PELLAT
 DIRECTOR GENERAL




ING. GINO ROBERTO SARACCO
MORALES
 DIRECTOR DE ADMINISTRACION