

|   | Periodo              | %             | Acumulado            | %             |
|---|----------------------|---------------|----------------------|---------------|
| <b>Ingresos</b>                           |                      |               |                      |               |
| <i>RECURSOS ESTATALES</i>                 |                      |               |                      |               |
| IFODES GASTO OPERATIVO                    | 77,790.00            | 0.93          | 398,123.75           | 0.84          |
| CENTRO DE MAESTROS                        | 183,260.00           | 2.19          | 851,698.75           | 1.79          |
| CAPACITACION                              | 303,500.00           | 3.63          | 1,517,500.00         | 3.19          |
| IFODES SERVICIO PERSONALES                | 61,800.00            | 0.74          | 247,200.00           | 0.52          |
| Total RECURSOS ESTATALES                  | 626,350.00           | 7.49          | 3,014,522.50         | 6.34          |
| <i>RECURSOS FEDERALES</i>                 |                      |               |                      |               |
| RECURSOS DE BECA PRACTICA                 | 590,100.00           | 7.06          | 1,376,900.00         | 2.90          |
| RECURSOS DE PROMIN                        | 416,810.55           | 4.99          | 416,810.55           | 0.88          |
| RECURSO FAEB                              | 5,700,000.00         | 68.18         | 27,730,350.00        | 58.35         |
| Total RECURSOS FEDERALES                  | 6,706,910.55         | 80.23         | 29,524,060.55        | 62.12         |
| INGRESOS PROPIOS                          | 940,605.11           | 11.25         | 14,439,129.95        | 30.38         |
| OTROS INGRESOS                            | 85,777.93            | 1.03          | 544,347.38           | 1.15          |
| INGRESOS POR INTERESES                    | 244.50               | 0.00          | 2,136.82             | 0.00          |
| <b>Total Ingresos</b>                     | <b>8,359,888.09</b>  | <b>100.00</b> | <b>47,524,197.20</b> | <b>100.00</b> |
| <b>Egresos</b>                            |                      |               |                      |               |
| <i>GASTO CURSO DE INGLES</i>              |                      |               |                      |               |
| SERVICIOS GENERALES                       | 416,810.55           | 4.99          | 416,810.55           | 0.88          |
| Total GASTO CURSO DE INGLES               | 416,810.55           | 4.99          | 416,810.55           | 0.88          |
| <i>GASTOS PREVIOLEM</i>                   |                      |               |                      |               |
| MATERIALES Y SUMINISTROS                  | 0.00                 | 0.00          | 1,400.00             | 0.00          |
| SERVICIOS GENERALES                       | 119,021.43           | 1.42          | 302,356.51           | 0.64          |
| Total GASTOS PREVIOLEM                    | 119,021.43           | 1.42          | 303,756.51           | 0.64          |
| <i>GASTOS DE OPERACION</i>                |                      |               |                      |               |
| SERVICIO PERSONAL                         | 8,182,713.74         | 97.88         | 36,890,302.34        | 77.62         |
| MATERIALES Y SUMINISTROS                  | 163,908.75           | 1.96          | 923,287.99           | 1.94          |
| SERVICIOS GENERALES                       | 701,131.53           | 8.39          | 4,702,196.15         | 9.89          |
| BIENES MUEBLES E INMUEBLES                | 0.00                 | 0.00          | 51,703.83            | 0.11          |
| INVERSION EN INFRAESTRUCTURA PARA EL DE.. | 0.00                 | 0.00          | 112,717.20           | 0.24          |
| Total GASTOS DE OPERACION                 | 9,047,754.02         | 108.23        | 42,680,207.51        | 89.81         |
| <i>GASTOS PROMIN</i>                      |                      |               |                      |               |
| MATERIALES Y SUMINISTROS                  | 66,257.00            | 0.79          | 246,961.94           | 0.52          |
| SERVICIOS GENERALES                       | 294,938.48           | 3.53          | 2,673,700.16         | 5.63          |
| BIENES MUEBLES E INMUEBLES                | 0.00                 | 0.00          | 66,620.00            | 0.14          |
| INVERSION EN INFRAESTRUCTURA PARA EL DE.. | 0.00                 | 0.00          | 658,681.44           | 1.39          |
| Total GASTOS PROMIN                       | 361,195.48           | 4.32          | 3,645,963.54         | 7.67          |
| <i>GASTOS DE CAPACITACION</i>             |                      |               |                      |               |
| MATERIALES Y SUMINISTROS                  | 71,594.78            | 0.86          | 178,395.33           | 0.38          |
| SERVICIOS GENERALES                       | 330,619.88           | 3.95          | 765,363.45           | 1.61          |
| Total GASTOS DE CAPACITACION              | 402,214.66           | 4.81          | 943,758.78           | 1.99          |
| <i>GASTOS PREFC</i>                       |                      |               |                      |               |
| MATERIALES Y SUMINISTROS                  | 60,306.62            | 0.72          | 222,737.57           | 0.47          |
| SERVICIOS GENERALES                       | 1,299,080.53         | 15.54         | 2,532,298.19         | 5.33          |
| BIENES MUEBLES E INMUEBLES                | 39,934.16            | 0.48          | 264,875.56           | 0.56          |
| Total GASTOS PREFC                        | 1,399,321.31         | 16.74         | 3,019,911.32         | 6.35          |
| <b>Total Egresos</b>                      | <b>11,746,317.45</b> | <b>140.51</b> | <b>51,010,408.21</b> | <b>107.34</b> |
| <b>Utilidad (o Pérdida)</b>               | <b>2,086,129.36</b>  | <b>40.51</b>  | <b>2,496,211.81</b>  | <b>7.34</b>   |

## INSTITUTO DE FORMACION DOCENTE DEL ESTADO DE SONOR


Estado de Resultados del 01/Abr/2010 al 30/Abr/2010


|   | Periodo    | %      | Acumulado   | %     |
|---|------------|--------|-------------|-------|
| <i>Ingresos</i>                                 |            |        |             |       |
| <i>RECURSOS ESTATALES</i>                       |            |        |             |       |
| IFODES GASTO OPERATIVO                          | 77790      | 0.93   | 398123.75   | 0.84  |
| CENTRO DE MAESTROS                              | 183260     | 2.19   | 851698.75   | 1.79  |
| CAPACITACION                                    | 303500     | 3.63   | 1517500     | 3.19  |
| IFODES SERVICIO PERSONALES                      | 61800      | 0.74   | 247200      | 0.52  |
| Total RECURSOS ESTATALES                        | 626350     | 7.49   | 3014522.5   | 6.34  |
| <i>RECURSOS FEDERALES</i>                       |            |        |             |       |
| RECURSOS DE BECA PRACTICA                       | 590100     | 7.06   | 1376900     | 2.90  |
| RECURSOS DE PROMIN                              | 416810.55  | 4.99   | 416810.55   | 0.88  |
| RECURSO FAEB                                    | 5700000    | 68.18  | 27730350    | 58.35 |
| Total RECURSOS FEDERALES                        | 6706910.55 | 80.23  | 29524060.55 | 62.12 |
| INGRESOS PROPIOS                                | 940605.11  | 11.25  | 14439129.95 | 30.38 |
| OTROS INGRESOS                                  | 85777.93   | 1.03   | 544347.38   | 1.15  |
| INGRESOS POR INTERESES                          | 244.50     | 0.00   | 2136.82     | 0.00  |
| <i>Total Ingresos</i>                           | 8359888.09 | 100.00 | 47524197.2  | 0.00  |
| <i>Egresos</i>                                  |            |        |             |       |
| <i>GASTO CURSO DE INGLES</i>                    |            |        |             |       |
| SERVICIOS GENERALES                             | 416810.55  | 4.99   | 416810.55   | 0.88  |
| Total GASTO CURSO DE INGLES                     | 416810.55  | 4.99   | 416810.55   | 0.88  |
| <i>GASTOS PREVIOLEM</i>                         |            |        |             |       |
| MATERIALES Y SUMINISTROS                        | 0.00       | 0.00   | 1400        | 0.00  |
| SERVICIOS GENERALES                             | 119021.43  | 1.42   | 302356.51   | 0.64  |
| Total GASTOS PREVIOLEM                          | 119021.43  | 1.42   | 303756.51   | 0.64  |
| <i>GASTOS DE OPERACION</i>                      |            |        |             |       |
| SERVICIO PERSONAL                               | 8182713.74 | 97.88  | 36890302.34 | 77.62 |
| MATERIALES Y SUMINISTROS                        | 163908.75  | 1.96   | 923287.99   | 1.94  |
| SERVICIOS GENERALES                             | 701131.53  | 8.39   | 4702196.15  | 9.89  |
| BIENES MUEBLES E INMUEBLES                      | 0.00       | 0.00   | 51703.83    | 0.11  |
| INVERSION EN INFRAESTRUCTURA PARA EL DESARROLLO | 0.00       | 0.00   | 112717.2    | 0.24  |
| Total GASTOS DE OPERACION                       | 9047754.02 | 108.23 | 42680207.51 | 89.81 |

| <i>GASTOS PROMIN</i>                            |                    |               |                    |             |
|---|--------------------|---------------|--------------------|-------------|
| MATERIALES Y SUMINISTROS                        | 66257              | 0.79          | 246961.94          | 0.52        |
| SERVICIOS GENERALES                             | 294938.48          | 3.53          | 2673700.16         | 5.63        |
| BIENES MUEBLES E INMUEBLES                      | 0.00               | 0.00          | 66620              | 0.14        |
| INVERSION EN INFRAESTRUCTURA PARA EL DESARROLLO | 0.00               | 0.00          | 658681.44          | 1.39        |
| Total GASTOS PROMIN                             | 361195.48          | 4.32          | 3645963.54         | 7.67        |
| <i>GASTOS DE CAPACITACION</i>                   |                    |               |                    |             |
| MATERIALES Y SUMINISTROS                        | 71594.78           | 0.86          | 178395.33          | 0.38        |
| SERVICIOS GENERALES                             | 330619.88          | 3.95          | 765363.45          | 1.61        |
| Total GASTOS DE CAPACITACION                    | 402214.66          | 4.81          | 943758.78          | 1.99        |
| <i>GASTOS PREFC</i>                             |                    |               |                    |             |
| MATERIALES Y SUMINISTROS                        | 60306.62           | 0.72          | 222737.57          | 0.47        |
| SERVICIOS GENERALES                             | 1299080.53         | 15.54         | 2532298.19         | 5.33        |
| BIENES MUEBLES E INMUEBLES                      | 39934.16           | 0.48          | 264875.56          | 0.56        |
| Total GASTOS PREFC                              | 1399321.31         | 16.74         | 3019911.32         | 6.35        |
| <b>Total Egresos</b>                            | <b>11746317.45</b> | <b>140.51</b> | <b>51010408.21</b> | <b>0.00</b> |
| <b>Utilidad (o Pérdida)</b>                     | <b>-3386429.36</b> | <b>-40.51</b> | <b>-3486211.01</b> | <b>0.00</b> |

**FIRMAS DE AUTORIZACIÓN**


  
MTRA. ANGÉLICA MARÍA PAYÁN GARCÍA  
DIRECTORA GENERAL



  
REYNALDO FERNANDO VILLASENOR VALDEZ  
SECRETARIO GENERAL ADMINISTRATIVO

  
C.P. MARIA SAMANIEGO ERIVES  
COORDINADORA DEL DEPARTAMENTO  
ELABORO

Gobierno del Estado  
de Sonora  
Instituto de Formación  
Docente del Estado  
de Sonora

  
C.P. BLANCA E. VALENZUELA GARCÍA  
COORDINADORA GENERAL DE FINANZAS  
Vo. Bo.